

Name: _____

Date: _____

PC: More Piecewise Functions

Evaluate the following for $f(x) = \begin{cases} 3x - 5, & x > 4 \\ x^2, & x \leq 4 \end{cases}$:

1. $f(7)$

2. $f(4)$

3. $f(-3)$

Evaluate the following for $f(x) = \begin{cases} -2|x+1|, & x \leq 1 \\ 3, & 1 < x < 3 \\ 6-2x, & x \geq 3 \end{cases}$:


4. $f(10)$

5. $f(2)$


6. $f(0)$

Graph the following piecewise functions.


7. $f(x) = \begin{cases} -2, & x < 0 \\ 3, & x \geq 0 \end{cases}$




8. $g(x) = \begin{cases} -x + 2, & x < 2 \\ x - 2, & x \geq 2 \end{cases}$




$$9. h(x) = \begin{cases} -3x+2, & x \leq 2 \\ \frac{1}{2}x-4, & x > 2 \end{cases}$$



$$10. f(x) = \begin{cases} 4, & x \leq -2 \\ x^2, & -2 < x < 2 \\ 4, & x \geq 2 \end{cases}$$



$$11. g(x) = \begin{cases} 3x+12, & x \leq -3 \\ |x|, & -3 < x < 3 \\ -3x+12, & x \geq 3 \end{cases}$$



$$12. h(x) = \begin{cases} x^2-4, & x < 3 \\ \frac{2}{3}x-5, & x \geq 3 \end{cases}$$

